



**Canadian Mental
Health Association**
Halifax-Dartmouth

GETTING THROUGH THE DIGITAL DOOR

Zoom For Android Phones and Tablets



The **Getting Through the Digital Door** program has been possible by the following funders

**Mental & Health
Foundation**
of Nova Scotia


NOVA SCOTIA

**Building Vibrant Communities
Program** Nova Scotia Department of
Communities, Culture, Tourism and
Heritage


ZOOM FOR ANDRIOD PHONES AND TABLETS



To use **ZOOM** on an android phone or tablet start by going to and clicking on the **settings** button this will bring you to settings.




Once you are in settings click on the **PLAY STORE** button.



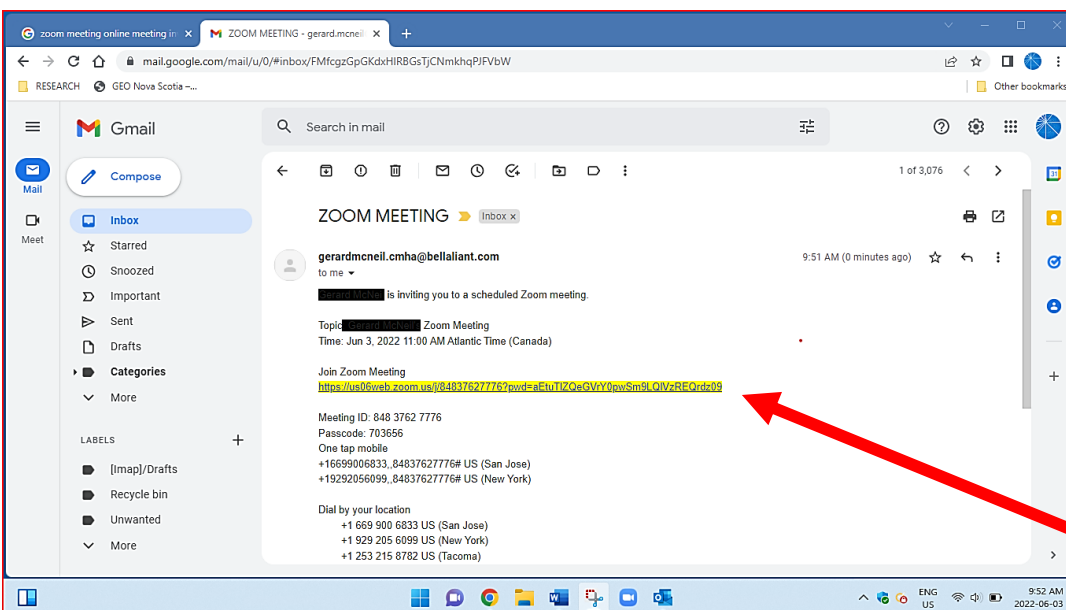
Once in Google Play you will do a search for and click on **ZOOM**



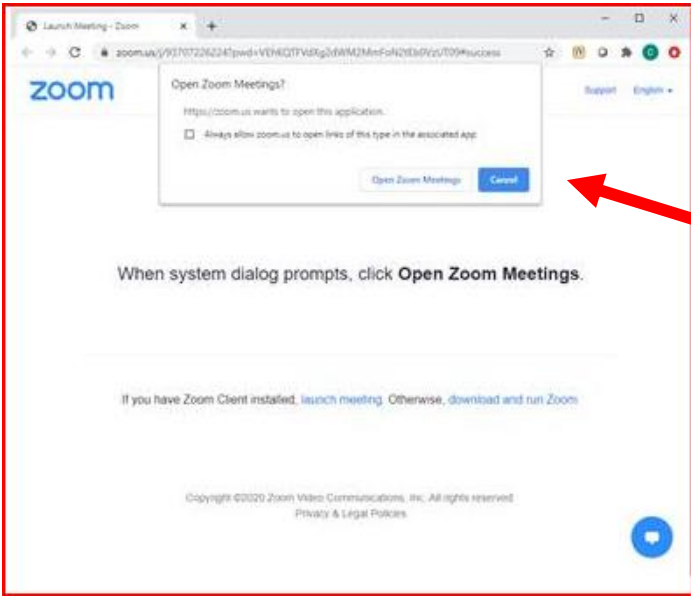
Click the **install button** to load the app on your phone or tablet



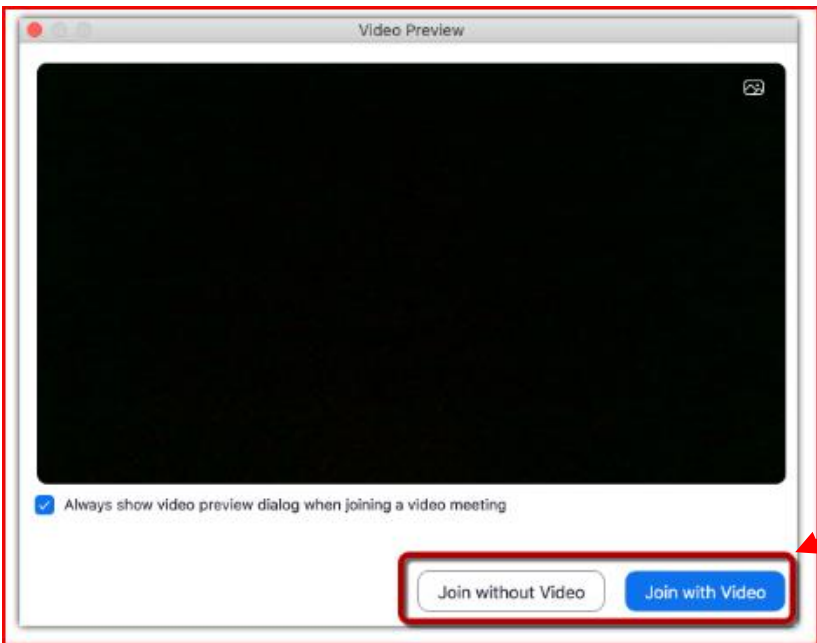
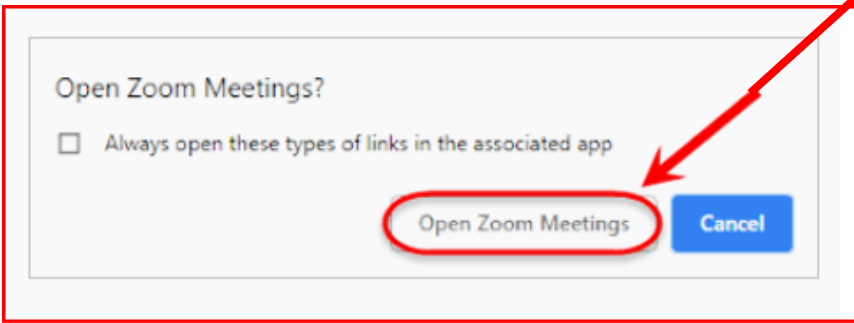
You can tell if the **ZOOM** app was installed correctly on your phone or tablet when you see it on the screen with the other apps.



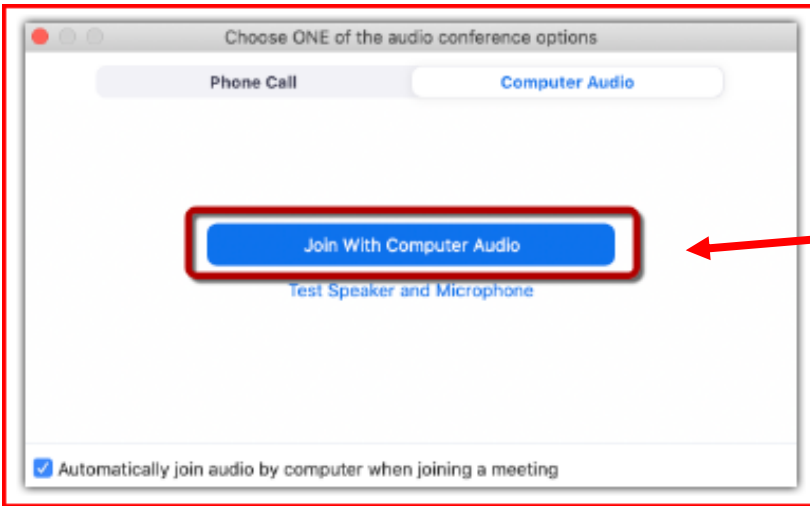
Once the **ZOOM** app is loaded you can then take zoom calls in your emails. Check your email for **ZOOM** meeting invites. You just have to click on the **LINK**.



After you click on the **ZOOM** link you will see a box with **OPEN ZOOM MEETINGS**

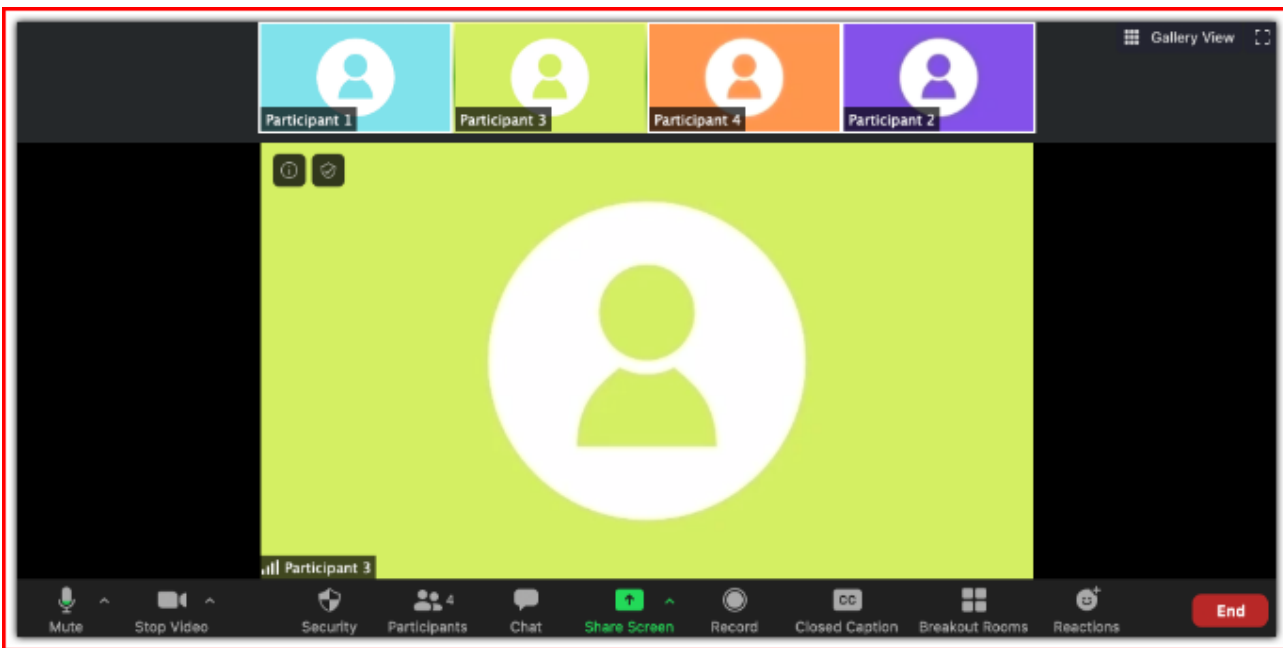


After you click **OPEN ZOOM MEETING** another box with **JOIN WITH VIDEO** will open then click on it. If you don't want to be seen, you have the option to click on **JOIN WITHOUT VIDEO**.

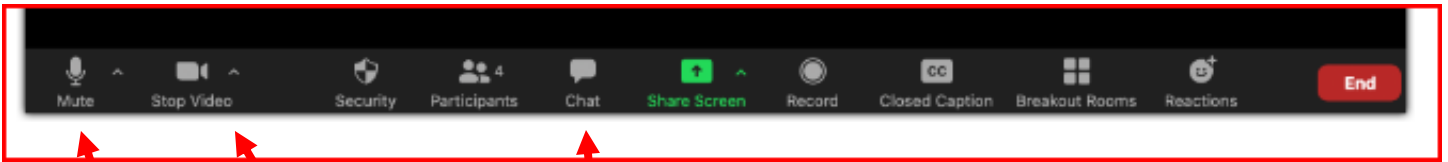


Another box will open with **JOIN WITH COMPUTER AUDIO**, click on this button so you can hear and be heard. You will have the option later to mute. See next page.

After clicking **JOIN WITH COMPUTER AUDIO** the screen with the host and other people on the zoom call will open.



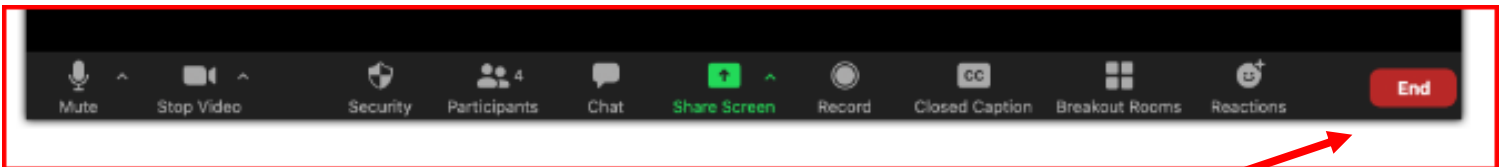
On the bottom of the screen, you will see a bar with a number of buttons on it. Here is what some of the main buttons do.



The **MUTE** button lets you turn on and off the microphone on your digital device.

The **STOP VIDEO** button lets you turn the camera on and off on your digital device.

The **CHAT** button lets you send messages to one or more people in the zoom call.



When the meeting is finished, you can click **END** at the bottom of the.

If you want to leave the meeting, press **END**, and then press **LEAVE MEETING BUTTON** when it appears.

